



Date: 17th July, 2012

To,
The Department of Corporate Services
BSE Limited
Phiroze Jeejeebhoy Towers
Dalal Street
Mumbai- 400001

Sub- Shareholding Pattern for the quarter ended on 30.06.2012

Dear Sir/Madam

Please find enclosed Shareholding Pattern for the quarter ended on June 30, 2012.

You are requested to take the same on your records.

Thanking you

For KMG Milk Food Limited

For KMG MILK FOOD LIMITED

Director

Basudev Garg
Whole Time Director


CC.

1. Delhi Stock Exchange Limited
2. Ludhiana Stock Exchange Limited
3. Jaipur Stock Exchange Limited
4. Ahmedabad Stock Exchange Limited

KMG Milk Food Ltd.

375, 1st Floor, Main Road, Gazipur
 Delhi-110096, India
 Tel. : 011-43160000 (100 lines)
 info@kmggroup.com
 www.kmggroup.com



Introductory sub-table (I)(a)			
Name of the Company: KMG Milk Food Limited			
Scrip Code, Name of the scrip, class of security: 519415, KMG MILK, Equity Shares			
Quarter ended: June 2012			
Partly paid-up shares:-	No. of partly paid-up shares	As a % of total no. of partly paid-up shares	As a % of total no. of shares of the company
Held by promoter/promoter group	0	0.00	0.00
Held by public	0	0.00	0.00
Total - D	0	0.00	0.00
Outstanding convertible securities:-	No. of outstanding securities	As a % of total no. of outstanding convertible securities	As a % of total no. of shares of the company, assuming full conversion of the convertible securities
Held by promoter/promoter group	0	0.00	0.00
Held by public	0	0.00	0.00
Total - E	0	0.00	0.00
Warrants:-	No. of warrants	As a % of total no. of warrants	As a % of total no. of shares of the company, assuming full conversion of warrants
Held by promoter/promoter group	0	0.00	0.00
Held by public	0	0.00	0.00
Total - F	0	0.00	0.00
Total paid-up capital of the company, assuming full conversion of warrants and convertible securities (Grand Total (A+B+C)+ D+E+F)	5304600		
For KMG Milk Food Limited For KMG MILK FOOD LIMITED  Basudeo Dutt Whole Time Director			
Date: 17.07.2012 Place New Delhi			

Statement Showing Shareholding Pattern

Category code	Category of Shareholder	Number of Shareholders	Table (I)(a)		Total shareholding as a percentage of total number of shares		Shares Pledged or otherwise encumbered	
			Total number of shares	Number of shares held in dematerialized form	As a percentage of(A+B) ¹	As a percentage of (A+B+C)	Number of shares	As a percentage
(A)	Shareholding of Promoter and Promoter Group²							
1	Indian							
(a)	Individuals/ Hindu Undivided Family	4	2538385	0	47.85	47.85	0	0.00
(b)	Central Government/ State Government(s)	0	0	0	0.00	0.00	0	0.00
(c)	Bodies Corporate	1	530300	0	10.00	10.00	0	0.00
(d)	Financial Institutions/ Banks	0	0	0	0.00	0.00	0	0.00
(e)	Any Others(Specify)	0	0	0	0.00	0.00	0	0.00
	Sub Total(A)(1)	5	3068685	0	57.85	57.85	0	0.00
2	Foreign							
a	Individuals (Non-Residents Individuals/ Foreign Individuals)	0	0	0	0.00	0.00	0	0.00
b	Bodies Corporate	0	0	0	0.00	0.00	0	0.00
c	Institutions	0	0	0	0.00	0.00	0	0.00
d	Qualified Foreign Investor	0	0	0	0.00	0.00	0	0.00
e	Any Others(Specify)	0	0	0	0.00	0.00	0	0.00
	Sub Total(A)(2)	0	0	0	0.00	0.00	0	0.00
	Total Shareholding of Promoter and Promoter Group (A)= (A)(1)+(A)(2)	5	3068685	0	57.85	57.85	0	0.00
(B)	Public shareholding							
1	Institutions							
(a)	Mutual Funds/ UTI	1	38,200	0	0.72	0.72	0	0.00
(b)	Financial Institutions / Banks	0	0	0	0.00	0.00	0	0.00
(c)	Central Government/ State Government(s)	0	0	0	0.00	0.00	0	0.00
(d)	Venture Capital Funds	0	0	0	0.00	0.00	0	0.00
(e)	Insurance Companies	0	0	0	0.00	0.00	0	0.00
(f)	Foreign Institutional Investors	1	250,000	0	4.71	4.71	0	0.00
(g)	Foreign Venture Capital Investors	0	0	0	0.00	0.00	0	0.00
(h)	Qualified Foreign Investor	0	0	0	0.00	0.00	0	0.00
(i)	Any Other (Stock Holding Corporation of India)	1	78,500	0	1.48	1.48	0	0.00
	Sub-Total (B)(1)	3	366,700	0	6.91	6.91	0	0.00
B 2	Non-institutions							
(a)	Bodies Corporate	17	107300	0	2.02	2.02	0	0.00
(b)	Individuals							
i	Individuals -i. Individual shareholders holding nominal share capital up to Rs 1 lakh	1306	700915	0	13.21	13.21	0	0.00
ii	Individual shareholders holding nominal share capital in excess of Rs. 1 lakh.	20	1061000	0	20.00	20.00	0	0.00
(c)	Qualified Foreign Investor	0	0	0	0.00	0.00	0	0.00
(d)	Any Other (specify)	0	0	0	0.00	0.00	0	0.00
	Sub-Total (B)(2)	1343	1869215	0	35.24	35.24	0	0.00
(B)	Total Public Shareholding (B)= (B)(1)+(B)(2)	1346	2235915	0	42.15	42.15	0	0.00
	TOTAL (A)+(B)	1351	5304600	0	100.00	100.00	0	0.00
(C)	Shares held by Custodians and against which Depository Receipts have been issued	0	0	0	0.00	0.00	0	0.00
	GRAND TOTAL (A)+(B)+(C)	1351	5304600	0	100.00	100.00	0	0.00

Sr.No Notes

- 1 For determining public shareholding for the purpose of Clause 40A
- 2 For definitions of Promoter and Promoter Group, refer to Clause 40A.
- 3 Public shareholding
- 4 Only one class of Securities is issued by the Company, hence Point No. (iii) (a) is not applicable

For KMG MILK FOOD LIMITED


Director

(I)(b) Statement showing holding of securities (including shares, warrants, convertible securities) of persons belonging to the category "Promoter and Promoter Group"											
Sr. No.	Name of the shareholder	Details of Shares held		Encumbered shares (*)			Details of warrants		Details of convertible securities		Total shares (including underlying shares assuming full conversion of warrants and convertible securities) as a % of diluted share capital
		Number of shares held	As a % of grand total (A) +(B) +(C)	No.	As a percentage	As a % of grand total (A)+(B)+(C) of sub-clause (I)(a)	Number of warrants held	As a % total number of warrants of the same class	Number of convertible securities held	As a % total number of convertible securities of the same class	
(I)	(II)	(III)	(IV)	(V)	(VI)=(V)/(III)*100	(VII)	(VIII)	(IX)	(X)	(XI)	(XII)
1	Mithlesh Garg	1121729	21.15	0	0.00	0.00	0	0.00	0	0.00	21.15
2	Basudav Garg	872656	16.45	0	0.00	0.00	0	0.00	0	0.00	16.45
3	Shivangi Garg	352450	6.64	0	0.00	0.00	0	0.00	0	0.00	6.64
4	Sandeep Gupta	191550	3.61	0	0.00	0.00	0	0.00	0	0.00	3.61
5	KMG International Limited	530300	10.00	0	0.00	0.00	0	0.00	0	0.00	10.00
TOTAL		3068685	57.85	0	0.00	0.00	0	0.00	0.00	0.00	57.85

(*) The term "encumbrance" has the same meaning as assigned to it in regulation 28(3) of the SAST Regulations, 2011

For KMG MILK FOOD LIMITED


Director


(I)(c)(i) Statement showing holding of securities (including shares, warrants, convertible securities) of persons belonging to the category "Public" and holding more than 1% of the total number of shares

Sr. No.	Name of the shareholder	Number of shares held	Shares as a percentage of total number of shares (i.e., Grand Total (A)+(B)+(C) indicated in Statement at para (I)(a) above}	Details of warrants		Details of convertible securities		Total shares (including underlying shares assuming full conversion of warrants and convertible securities) as a % of diluted share capital
				Number of warrants held	As a % total number of warrants of the same class	Number of convertible securities held	% w.r.t total number of convertible securities of the same class	
1	Prem Gupta	300000	5.66	0	0.00	0	0.00	5.66
2	Adbantage Advisers India Fund Inc	250000	4.71	0	0.00	0	0.00	4.71
3	B. B. Raina	130400	2.46	0	0.00	0	0.00	2.46
4	Sanjay Gupta	81500	1.54	0	0.00	0	0.00	1.54
5	Stock Holding Corporation of India	78500	1.48	0	0.00	0	0.00	1.48
6	Babita Gupta	75000	1.41	0	0.00	0	0.00	1.41
7	Sandeep Gupta	70000	1.32	0	0.00	0	0.00	1.32
TOTAL		985400	18.58	0	0.00	0	0.00	18.58

(I)(c)(ii) Statement showing holding of securities (including shares, warrants, convertible securities) of persons (together with PAC) belonging to the category "Public" and holding more than 5% of the total number of shares of the company

Sr. No.	Name(s) of the shareholder(s) and the Persons Acting in Concert (PAC) with them	Number of shares	Shares as a percentage of total number of shares (i.e., Grand Total (A)+(B)+(C) indicated in Statement at para (I)(a))	Details of warrants		Details of convertible securities		Total shares (including underlying shares assuming full conversion of warrants and convertible securities) as a
				Number of warrants	As a % total number of warrants of the same class	Number of convertible securities held	% w.r.t total number of convertible securities of the same class	
1	Prem Gupta	300000	5.66	0	0.00	0	0.00	300000
TOTAL		300000	5.66	0	0.00	0	0.00	300000

For KMG MKK FOOD LIMITED


Director

(I)(d) Statement showing details of locked-in shares

Sr. No.	Name of the shareholder	Number of locked-in shares	Locked-in shares as a percentage of total number of shares {i.e., Grand Total (A)+(B)+(C) indicated in Statement at para (I)(a) above}
	Nil	0	0.00
	TOTAL	NIL	NIL


(II)(a) Statement showing details of Depository Receipts (DRs)

Sr. No.	Type of outstanding DR (ADRs, GDRs, SDRs, etc.)	Number of outstanding DRs	Number of shares underlying outstanding DRs	Shares underlying outstanding DRs as a percentage of total number of shares {i.e., Grand Total (A)+(B)+(C) indicated in Statement at para (I)(a) above}
	Nil	0	0	0.00
	TOTAL	NIL	NIL	NIL

(II)(b) Statement showing Holding of Depository Receipts (DRs), where underlying shares held by "promoter/promoter group" are in excess of 1% of the total number of shares

Sr. No.	Name of the DR Holder	Type of outstanding DR (ADRs, GDRs, SDRs, etc.)	Number of shares underlying outstanding DRs	Shares underlying outstanding DRs as a percentage of total number of shares {i.e., Grand Total (A)+(B)+(C) indicated in Statement at para (I)(a) above}
	Nil	0	0	0.00
	TOTAL	NIL	NIL	NIL

For KMG MILK FOOD LIMITED


Director